


LUCID X FLEXISTRIP SERIES



Product Features

| | |
|---------------------------------------|--|
| Color/CCT | 3000K, 4000K, 5000K, 6000K |
| Input Voltage | 12/24 VDC |
| Power Consumption | 6 W/m(LUX6) 10 W/m(LUX10) 14 W/m(LUX14) |
| Ingress Protection (IP) Rating | IP20 |
| Dimming Protocol | Pulse Width Modulation (PWM), 0-10V, Triac |
| Color Rendering Index (CRI) | +90 |
| PCB Width | LUX6 & LUX10: 8mm (5/16") LUX14: 10mm (3/8") |
| Cut Segment | LUX6: 8.33mm (5/16"), LUX10 & LUX14 16.66mm (11/16") |
| Max Serial Run | 10m (32' 9 11/16") |
| Beam Angle | 180° |
| Operational Temperature | Operating Temperature: -20°C (-4°F) to 60°C (140°F) |
| Key Design Features | High CRI, Dot-less Light Source & Precision Cut Points |
| Certifications | CE, RoHS, ETL (LUX6 & LUX10 only) |
| Lifespan | 50,000 Hours |
| Single Bin Selection | 3-Step MacAdam |

ORDERING CODE

| SERIES | WATTAGE | CCT | VOLTAGE |
|-----------------------|--|---|----------------------------|
| LUX | 6 | 30 | 24 |
| LUCID X SERIES (LUCX) | 6 (6W/m) 10 (10 W/m) 14 (14 W/M) | 3000K (30) 4000K (40) 5000K (50) 6000K (60) *CUSTOM | 12 VDC (12) 24 VDC (24) |

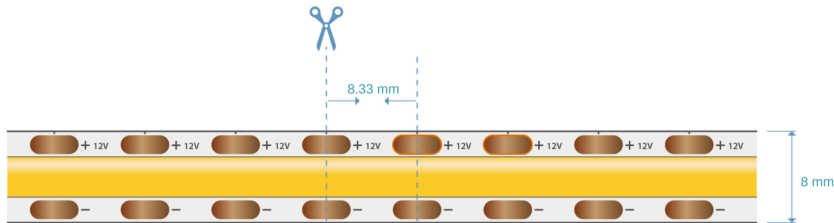
*If a CCT is not available please advise our Sales Team and we can customize any required CCT. Previous customised CCT included 2200K, 2400K, 2700K and 10000K.

Product Specifications

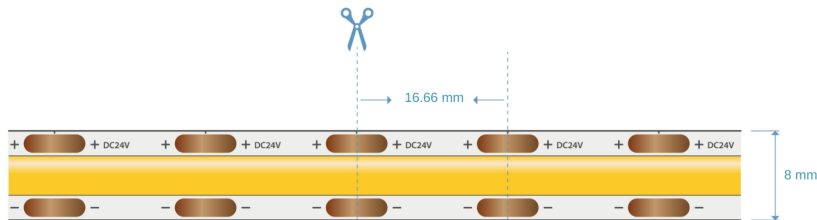
| SKU | Lumens | Luminous Efficiency | CRI |
|---------------|-----------------------|---------------------|-----|
| LUX630-12/24 | 540 lm/m (164 lm/ft) | 90 lm/W | 90 |
| LUX640-12/24 | 600 lm/m (183 lm/ft) | 100 lm/W | 90 |
| LUX650-12/24 | 660 lm/m (201 lm/ft) | 110 lm/W | 90 |
| LUX660-12/24 | 700 lm/m (213 lm/ft) | 116 lm/W | 90 |
| LUX1030-12/24 | 900 lm/m (274 lm/ft) | 90 lm/W | 90 |
| LUX1040-12/24 | 1000 lm/m (304 lm/ft) | 100 lm/W | 90 |
| LUX1050-12/24 | 1100 lm/m (335 lm/ft) | 110 lm/W | 90 |
| LUX1060-12/24 | 1150 lm/m (350 lm/ft) | 116 lm/W | 90 |
| LUX1430-24 | 1260 lm/m (384 lm/ft) | 90 lm/W | 90 |
| LUX1440-24 | 1400 lm/m (426 lm/ft) | 100 lm/W | 90 |
| LUX1450-24 | 1540 lm/m (469 lm/ft) | 110 lm/W | 90 |
| LUX1460-24 | 1624 lm/m (495 lm/ft) | 116 lm/W | 90 |

PRODUCT DIMENSIONS

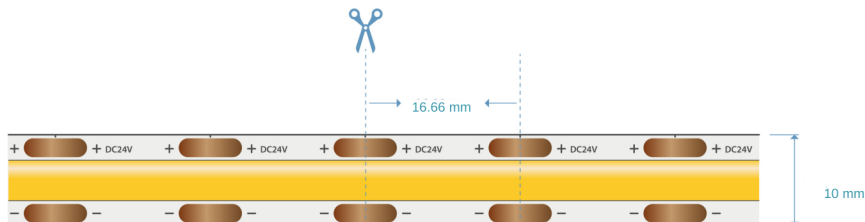
Lucid X6 or Lucid X10: 12 VDC Model



Lucid X6 or Lucid X10: 24 VDC Model



Lucid X14: 24 VDC Model



FLEXISTRIP ACCESSORIES



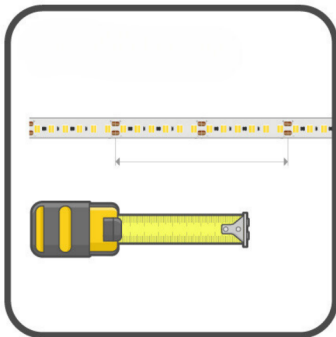
SKU: 2PC8
PART NAME: 8mm Press Down Quick Connector
APPLICATION: Non-commercial Installations
LIMITATIONS: 5A



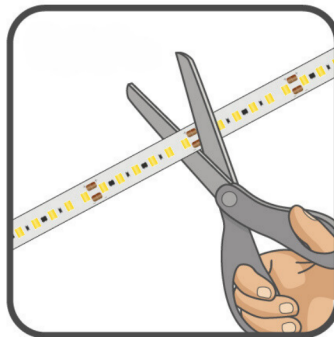
SKU: 2PC10
PART NAME: 10mm Press Down Quick Connector
APPLICATION: Non-commercial Installations
LIMITATIONS: 5A

Solderless Connection Guide

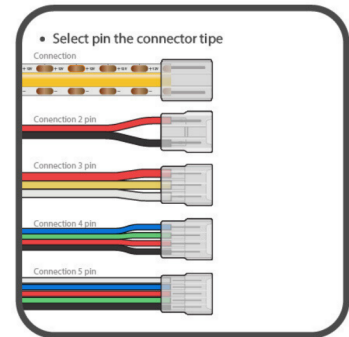
1



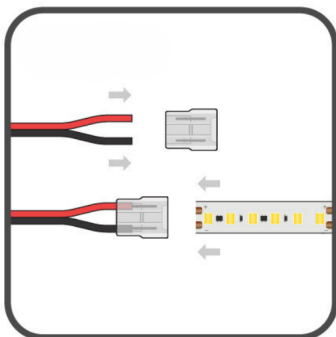
2



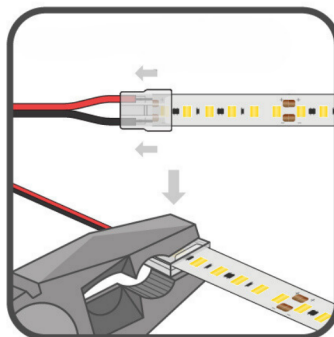
3



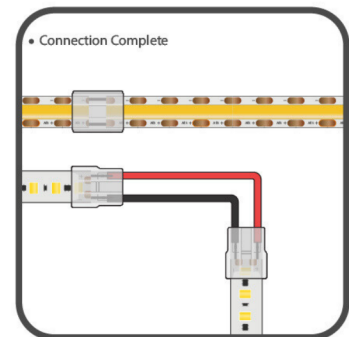
4



5



6



POWER SUPPLIES

Plug-In Power Supply



PART NAME: Power Supply Adaptor Series
 Input: 120-240 VAC, 50/60 Hz, US Plug Type
SKU:
 A601260 (60W 12V Model)
 A92496 (96W 24V Model)

Hardwire Power Supply Indoor



PART NAME: Power Supply Slim Series
 Input: 120-240 VAC, 50/60 Hz
SKU:
 S1220 (20W 12V Model) | S2420 (20W 24V Model)
 S1230 (30W 12V Model) | S2430 (30W 24V Model)
 S1240 (40W 12V Model) | S2440 (40W 24V Model)

Hardwire Power Supply Outdoor



PART NAME: Power Supply Meanwell LPV Series
 Input: 90-264 VAC, 50/60 Hz
SKU:
 LPV1260 (60W 12V Model) | LPV2460 (60W 24V Model)
 LPV12100 (100W 12V Model) | LPV24100 (100W 24V Model)

Switching Power Supply



PART NAME: Power Supply Switching LRS Series
 Input: 120-240 VAC, 50/60 Hz
SKU:
 LRS12150 (150W 12V Model) | LRS24150 (150W 24V Model)
 LRS12200 (200W 12V Model) | LRS24200 (200W 24V Model)
 LRS12350 (350W 12V Model) | LRS24350 (350W 24V Model)

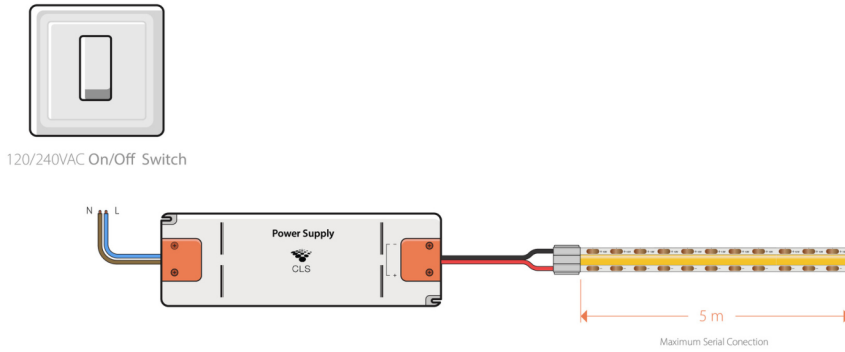
Universal Dimming Power Supply



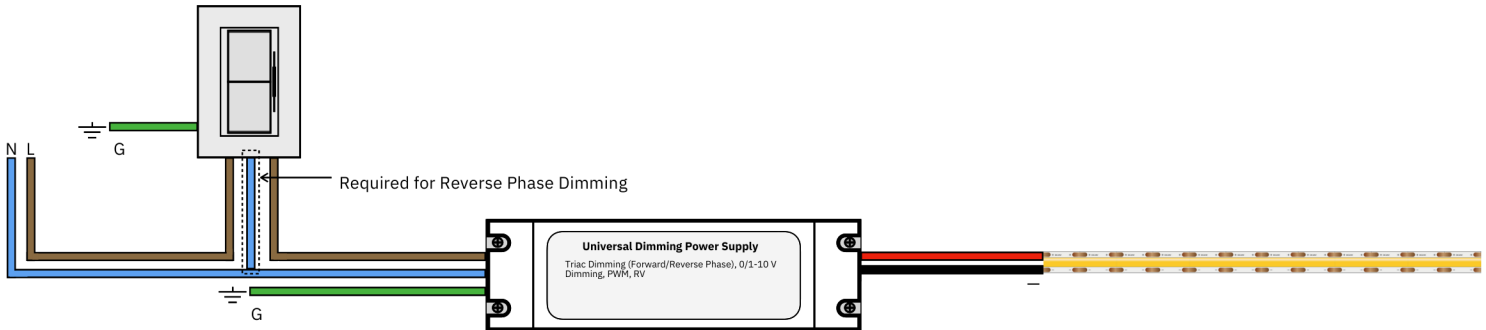
PART NAME: Power Supply Universal Dimming
 Input: 110-277 VAC, 50/60 Hz. Supports Triac, 0-10V, 1-10V, PWM & Potentiometer Dimming
SKU:
 UV24962 (96W 24V Model)
 UV1502467 (150W 24V Model)

WIRING DIAGRAMS

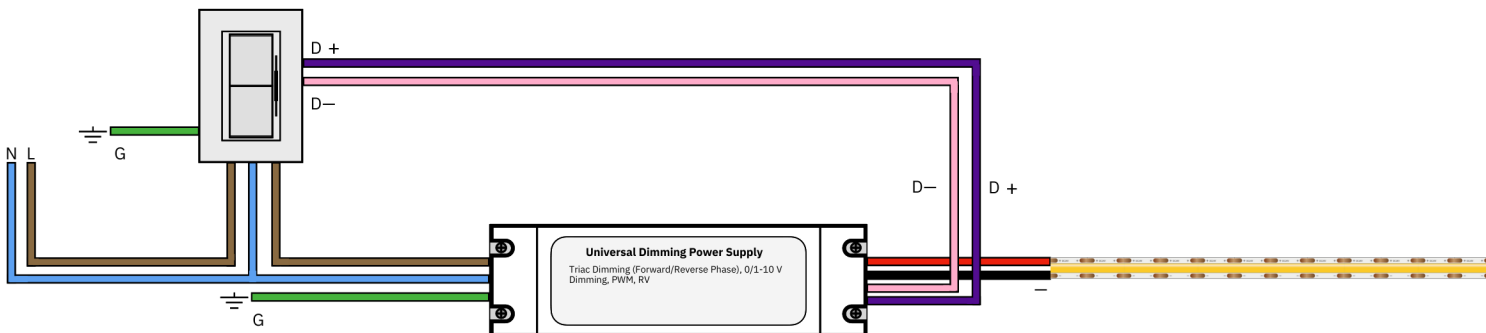
Standard Wall Switch Configuration



Triac (Reverse/Forward Phase) Dimming Configuration



Low Voltage (0-10 V) Dimming Configuration



VOLTAGE DROP GUIDE

12 VDC Single Color LED Flexistrip

| Wattage | AWG 10 | AWG 12 | AWG 14 | AWG 16 | AWG 18 | AWG 20 | AWG 22 |
|--------------|--------------------|--------------------|-------------------|-------------------|------------------|------------------|-------------------|
| 20 W | 70.1 m (230 ft) | 44.2 m (145 ft) | 27.7 m (91 ft) | 17.3 m (57 ft) | 11 m (36 ft) | 7 m (23 ft) | 4.2 m (14 ft) |
| 40 W | 35.6 m (117 ft) | 22.2 m (73 ft) | 13.7 m (45 ft) | 8.8 m (29 ft) | 5.4 m (18 ft) | 3.3 m (11 ft) | 2.1 m (7 feet) |
| 60 W | 23.7 m (78 ft) | 14.3 m (47 ft) | 9.1 m (30 ft) | 5.7 m (19 ft) | 3.6 m (12 ft) | 2.1 m (7 ft) | 1.2 m (4 ft) |
| 80 W | 19.8 m (65 ft) | 12.1 m (40 ft) | 7.6 m (25 ft) | 4.8 m (16 ft) | 3 m (10 ft) | 1.8 m (6 ft) | 1.2 m (4 ft) |
| 100 W | 13.7 m (45 ft) | 8.8 m (29 ft) | 5.4 m (18 ft) | 3.3 m (11 ft) | 2.1 m (7 ft) | 1.2 m (4 ft) | 0.9 m (3 ft) |

*Calculations are based 8% voltage drop to 11 VDC.

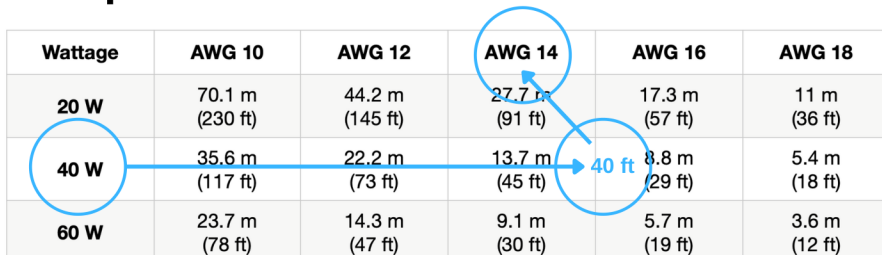
24 VDC Single Color LED Flexisrip

| Wattage | AWG 10 | AWG 12 | AWG 14 | AWG 16 | AWG 18 | AWG 20 | AWG 22 |
|--------------|---------------------|---------------------|---------------------|--------------------|--------------------|-------------------|--------------------|
| 20 W | 274.3 m (900 ft) | 182.8 m (600 ft) | 121.9 m (400 ft) | 76.2 m (250 ft) | 45.7 m (150 ft) | 22.8 m (75 ft) | 15.2 m (50 ft) |
| 40 W | 137.1 m (450 ft) | 91.4 m (300 ft) | 61 m (200 ft) | 36.5 m (120 ft) | 21.3 m (70 ft) | 13.7 m (45 ft) | 9.1 m (30 feet) |
| 60 W | 91.4 m (300 ft) | 59.4 m (195 ft) | 36.5 m (120 ft) | 23.1 m (76 ft) | 14.6 m (48 ft) | 9.1 m (30 ft) | 5.8 (19 ft) |
| 80 W | 70.1 m (230 ft) | 44.2 m (145 ft) | 27.4 m (90 ft) | 17.3 m (57 ft) | 11 m (36 ft) | 7 m (23 ft) | 4 m (13 ft) |
| 100 W | 56 m (184 ft) | 35.3 m (116 ft) | 22.2 m (73 ft) | 14 m (46 ft) | 8.8 m (29 ft) | 5.7 m (19 ft) | 3.3 m (11 ft) |

*Calculations are based 8% voltage drop to 22 VDC.

Example:

| Wattage | AWG 10 | AWG 12 | AWG 14 | AWG 16 | AWG 18 |
|-------------|--------------------|--------------------|-------------------|-------------------|------------------|
| 20 W | 70.1 m (230 ft) | 44.2 m (145 ft) | 27.7 m (91 ft) | 17.3 m (57 ft) | 11 m (36 ft) |
| 40 W | 35.6 m (117 ft) | 22.2 m (73 ft) | 13.7 m (45 ft) | 8.8 m (29 ft) | 5.4 m (18 ft) |
| 60 W | 23.7 m (78 ft) | 14.3 m (47 ft) | 9.1 m (30 ft) | 5.7 m (19 ft) | 3.6 m (12 ft) |



This voltage drop chart estimates the appropriate wire gauge to use based on power consumption (watts) and distance to the luminary. Use the charts above to identify the recommended wire gauge by finding the intersection of the rounded up wattage of your LED luminary and the distance to your power supply. *Note that these charts give an estimation and final calculations must be verified by an engineer or a licensed electrician.*

WIRELESS CONTROLLERS

Radio Frequency (RF 2.4 GHz) + Zigbee 3.0 Receivers



SKU:CLS035Z+
PART NAME: Single/Dual LED Control

Radio Frequency (RF 2.4 GHz) Remote



SKU: CLS087
PART NAME: Touch Dimming Remote Control

ZigBee Protocol



SKU: CLS-CL-GZ
PART NAME:Wired Zigbee Gateway (128 devices)



SKU:CLS-CL-GZWL
PART NAME:Wireless Zigbee Gateway (64 devices)

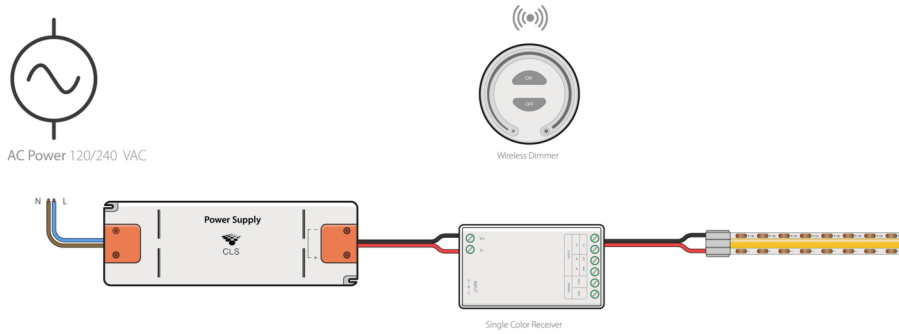
Manual 30A Dimmer



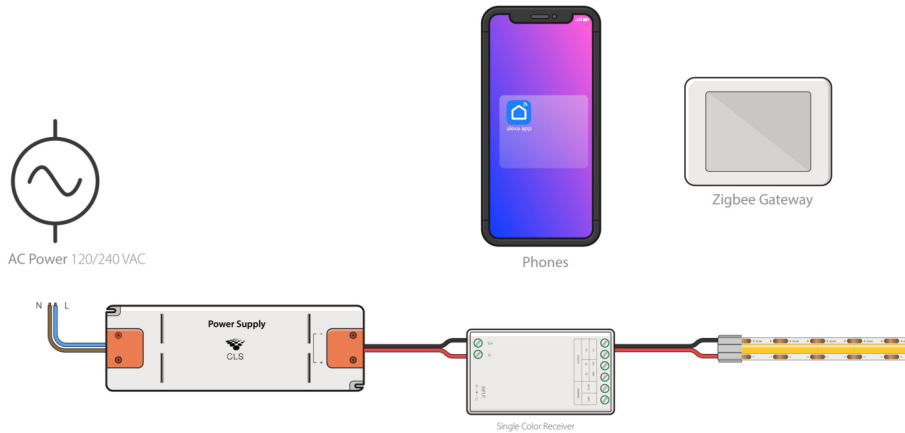
SKU: LC-DIM-30A
PART NAME: LED Rotary Dimmer

WIRING DIAGRAMS

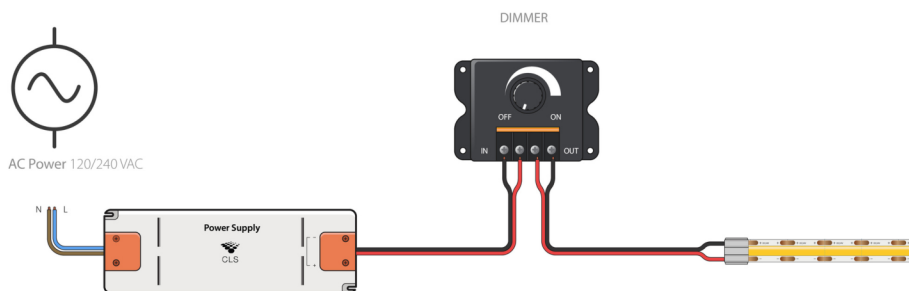
Wireless Wireless Remote Configuration




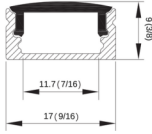

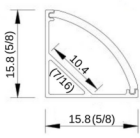

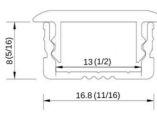

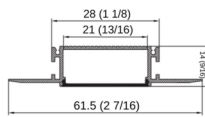

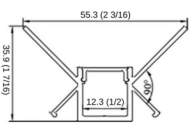

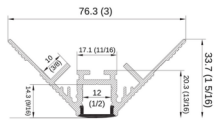

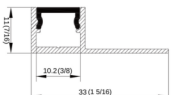

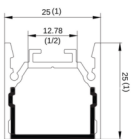
Wireless Zigbee Configuration



Manual Dimming Configuration



LED EXTRUSION PROFILES

| Image | Cross Section | Product | Mounting | SKU |
|--|---|--------------------|--------------------------------------|--|
|  |  | LumiTrack | Surface Mount or Recessed | LT-KIT-1M-S/W/B LT-KIT-2M-S/W/B |
|  |  | LumiTrack 45 | Surface Mount | LT45-KIT-1M-S/W/B LT45-KIT-2M-S/W/B |
|  |  | LumiTrack Flange | Recessed | LTF-KIT-1M LTF-KIT-2M |
|  |  | LumiTrack Trimless | Recessed | LTT-KIT-2M |
|  |  | Phantom In | Recessed | PHANI-KIT-1M |
|  |  | Phantom Out | Recessed | PHANO-KIT-1M |
|  |  | Hardscape | Surface Mount or Recessed | HS-KIT-1M HS-KIT-2M |
|  |  | Linea 1 | Surface Mount, Recessed or Suspended | LIN1-KIT-1M-S/B/W LIN1-KIT-2MS/B/W |

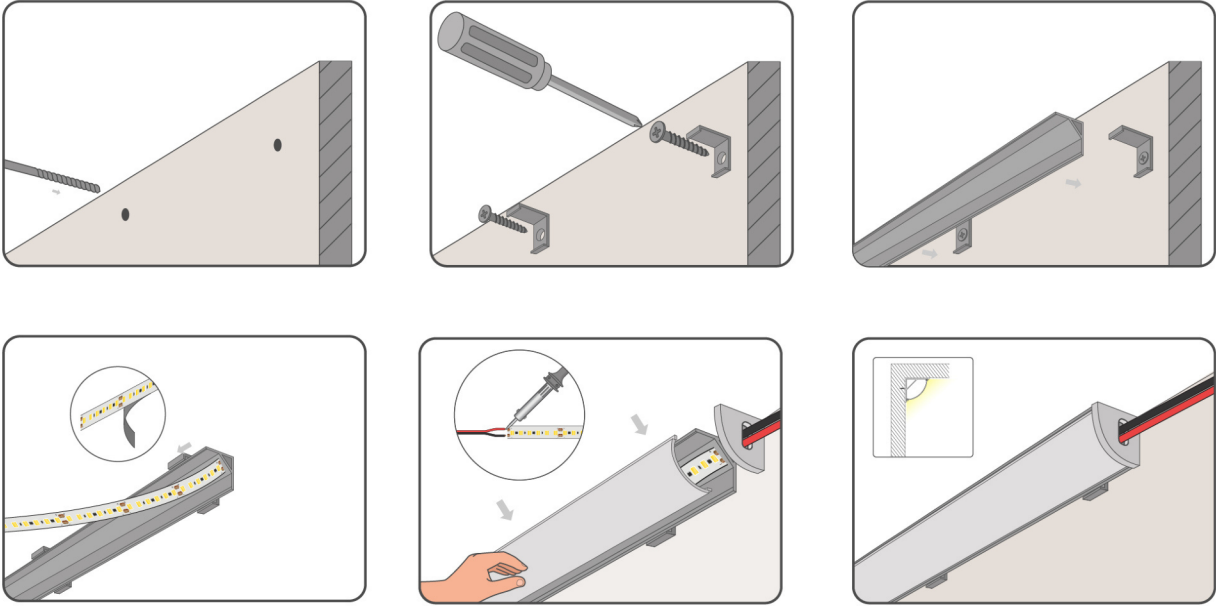
S - Silver Anodised Finish, B - Black Paint Finish, W - White Painted Finish

All LED Extrusion Profiles come with PMMA Frosted Diffuser (70% Light Transmittance), End Caps (2 pcs) and Mounting Clips (3 pcs per metre).

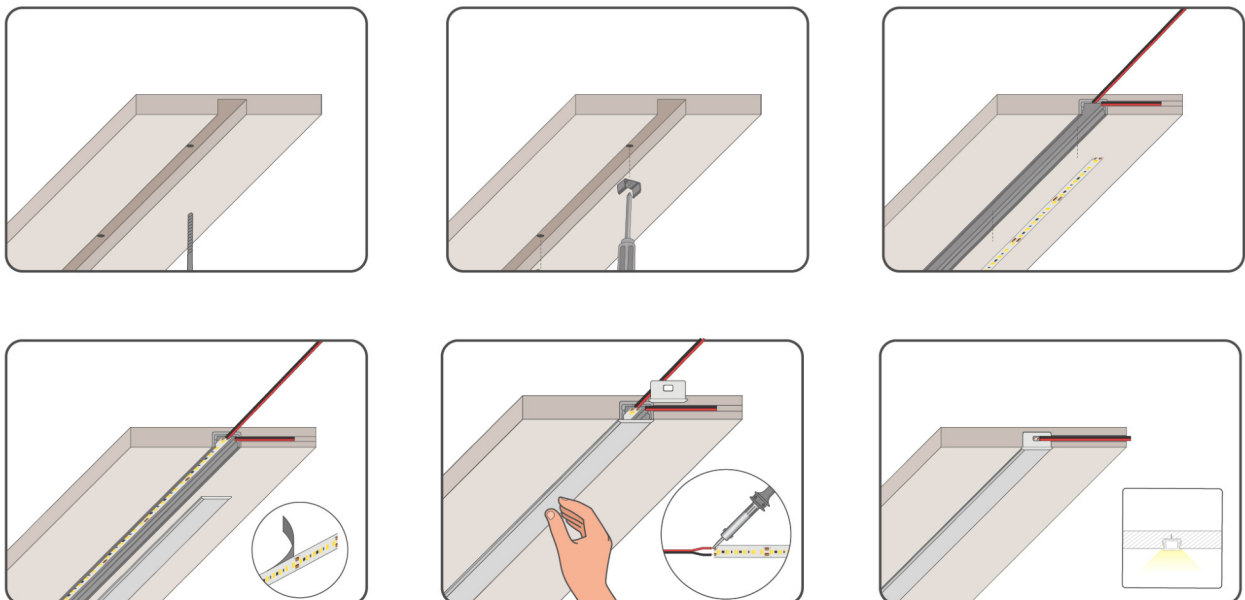
See LED Profiles Configuration Guide for assembly instructions.

LED EXTRUSION PROFILES CONFIGURATION

Surface Mounted Configuration

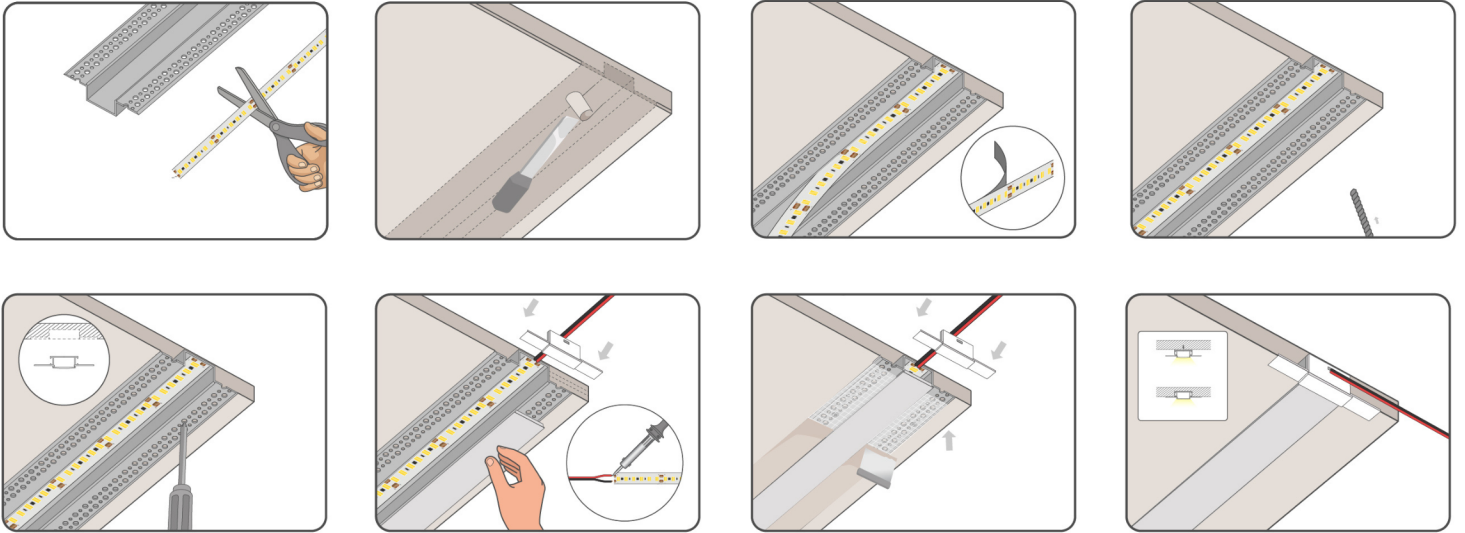


Recessed Mounted Configuration



LED EXTRUSION PROFILES CONFIGURATION

Trimless Mounted Configuration





Safety & Disclosures

1. Installation must be in accordance with local and national electrical code regulations.
2. To ensure safety and correct installation, our strips are intended to be installed by a qualified, licensed electrician.
3. Only install with a Class 2 DC Constant Voltage LED driver to meet UL requirements. 4. Do not install in an environment where excessive heat may exist.
5. LED strip lights must be handled with care. Excessive handling, bending, and pressure may damage the product, voiding the warranty.
6. Do not secure this product with any kind of staples, nails, or materials that could potentially damage the product in any way. Keep these instructions for future reference.
7. Do not cover this product with any kind of combustible material such as paper, fabrics, etc.
8. Each maximum run requires a dedicated power feed from the driver. Do not extend beyond the recommended maximum run length.
9. Make sure the appropriate gauge wire is installed between the driver, LEDs, and any dimmers. When choosing wire, calculate voltage drop, maximum amperage rating, and the location ratings on the wire. Improper wire selection and installation could overheat wires, and cause fire.
10. Do not modify the product beyond instructions or warranty will be void.
11. We reserve the right to modify and improve the design of our fixtures without prior notice. Although we try our best to order the same colors every time, due to changes in technology and phosphors over time, we cannot guarantee to match existing installed fixtures for subsequent orders or replacements in regards to product appearance, CCT, or lumen output.
12. Do not install product with the majority of the product unsupported. Allowing the product to be suspended or dangling while installing may cause damage to the PCB due to the weight of the strip and/or spool.

Warranty

Caribbean LED Solutions hereby warrants that the products manufactured and/or distributed by us are merchantable and free from defects in material and workmanship and in conformity with standard specifications. The specifications referred to are the individual product guidelines. Materials and components are covered by limited warranty from the date of purchase for a period of three (3) year unless specified in our invoice description.

Our warranty shall not apply to normal wear and tear or in the event products are damaged as a result of misuse, abuse, neglect, accident, improper application, modification or repair and attachments to the product not approved by us. These factors will nullify the warranty:

- Not using a line conditioner or surge protector to connect dimmable LEDs.
- Caribbean LED Solutions will need to confirm this is connection before a warranty is issued.
- Not using voltage regulated supply to connect LEDs product or controls where specified.
- Connecting dimmers to non-dimmable LEDs
- Overloading a power supply.
- Operating LEDs out of specified working hours (Example: Using a residential grade LED in a commercial setting)
- Improper connection of power supplies, LED products or controls.
- Use of product in hot environments with poor ventilation.
- Use of product in enclosed fixtures with poor ventilation.
- Use of Non-wet location LEDs in wet/moist areas.
- Electrical surges or low-voltage.
- Faulty electrical installations.
- Acts of God.

Caribbean LED Solutions Limited shall have the right to inspect any products claimed as a defective product at the buyer's premises, or require the buyer to return the product to us for inspection at our premises.

Our exclusive remedy for a defective product that fails under normal use will be repaired or replaced with a comparable product at no cost for the replacement product.



☎ 868 235 4257 (4LED)

🌐 www.caribbeanledsolutions.com

✉ hello@caribbeanledsolutions.com