

NEON FLEX SIDE BEND



Product Features

Color/CCT	RGB + 3000K, RGB + 5000K
Input Voltage	24 VDC
Power Consumption	14.4 W/m (4.39 W/ft)
Ingress Protection (IP) Rating	IP67 (Indoor/Outdoor)
Dimming Protocol	RGBW Controller
Color Rendering Index (CRI)	90+
Neon Width	12.5 mm (1/2 in)
Cut Segment	66.8 mm (2 5/8 in)
Max Serial Run	5 m (16 ft)
Beam Angle	180°
Bend Radius	>60 mm (>2 3/8 in)
Key Design Features	+16 Million Colors with Independent White Color Selection
Certifications	CE, RoHS, ETL
Lifespan	50,000 Hours
Single Bin Selection	3-Step MacAdam

ORDERING CODE

SERIES	CCT	WATERPROOF	END CAP POSITION
CLS-NFS1220	RGB30	67	EC
NEON FLEX SIDE BEND	RGB + 3000K (RGB30) RGB + 5000K (RGB50)	IP67 (67)	END CAP (EC) SIDE CAP (SC)

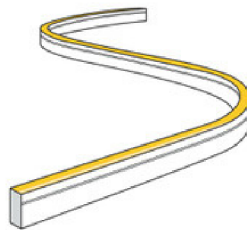
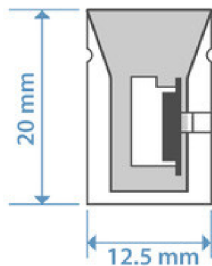
*If a CCT is not available please advise our Sales Team and we can customize any required CCT. Previous customised CCT included 2200K, 2400K, 2700K and 10000K.

Product Specifications

SKU	Lumens	Luminous Efficiency	CRI
CLS-NFS1220-RGB30-24	200 lm/m	-	80
CLS-NFS1220-RGB50-24	250 lm/m	-	80

PRODUCT DIMENSIONS

Neon Flex Side Bend: 24 VDC Model



FLEXISTRIP ACCESSORIES

Mounting Hardware



PART NAME: NFT 1220
Aluminium Profile

SKU:
NFT1220-AP-1M

DIMENSIONS (mm):
W 14.1 x H 20 x L 1000



PART NAME: NFT 1220
Bending Aluminium Profile

SKU:
NFT1220-BP-1M

DIMENSIONS (mm):
W 13 x H 18.4 x L 1000



PART NAME: NFT 1220
Mounting Clips

SKU:
NFT1220-MC

DIMENSIONS (mm):
W 14.1 x H 20 x L 30

End Caps



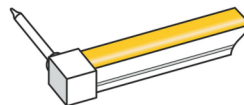
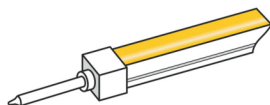
PART NAME: NFT1220
End Cap
SKU:
NFT-1220-EC

DIMENSIONS (mm):
W 22 x H 14 x L 22



PART NAME: NFT1220
Side Cap
SKU:
NFT-1220-SC

DIMENSIONS (mm):
W 22 x H 12 x L 20



POWER SUPPLIES

Plug-In Power Supply



PART NAME: Power Supply Adaptor Series
 Input: 120-240 VAC, 50/60 Hz, US Plug Type
SKU:
 A601260 (60W 12V Model)
 A92496 (96W 24V Model)

Hardwire Power Supply Indoor



PART NAME: Power Supply Slim Series
 Input: 120-240 VAC, 50/60 Hz
SKU:

S1220 (20W 12V Model)	S2420 (20W 24V Model)
S1230 (30W 12V Model)	S2430 (30W 24V Model)
S1240 (40W 12V Model)	S2440 (40W 24V Model)

Hardwire Power Supply Outdoor



PART NAME: Power Supply Meanwell LPV Series
 Input: 90-264 VAC, 50/60 Hz
SKU:

LPV1260 (60W 12V Model)	LPV2460 (60W 24V Model)
LPV12100 (100W 12V Model)	LPV24100 (100W 24V Model)

Switching Power Supply



PART NAME: Power Supply Switching LRS Series
 Input: 120-240 VAC, 50/60 Hz
SKU:

LRS12150 (150W 12V Model)	LRS24150 (150W 24V Model)
LRS12200 (200W 12V Model)	LRS24200 (200W 24V Model)
LRS12350 (350W 12V Model)	LRS24350 (350W 24V Model)

VOLTAGE DROP GUIDE

12 VDC Single Color LED Flexistrip

Wattage	AWG 10	AWG 12	AWG 14	AWG 16	AWG 18	AWG 20	AWG 22
20 W	70.1 m (230 ft)	44.2 m (145 ft)	27.7 m (91 ft)	17.3 m (57 ft)	11 m (36 ft)	7 m (23 ft)	4.2 m (14 ft)
40 W	35.6 m (117 ft)	22.2 m (73 ft)	13.7 m (45 ft)	8.8 m (29 ft)	5.4 m (18 ft)	3.3 m (11 ft)	2.1 m (7 feet)
60 W	23.7 m (78 ft)	14.3 m (47 ft)	9.1 m (30 ft)	5.7 m (19 ft)	3.6 m (12 ft)	2.1 m (7 ft)	1.2 m (4 ft)
80 W	19.8 m (65 ft)	12.1 m (40 ft)	7.6 m (25 ft)	4.8 m (16 ft)	3 m (10 ft)	1.8 m (6 ft)	1.2 m (4 ft)
100 W	13.7 m (45 ft)	8.8 m (29 ft)	5.4 m (18 ft)	3.3 m (11 ft)	2.1 m (7 ft)	1.2 m (4 ft)	0.9 m (3 ft)

*Calculations are based 8% voltage drop to 11 VDC.

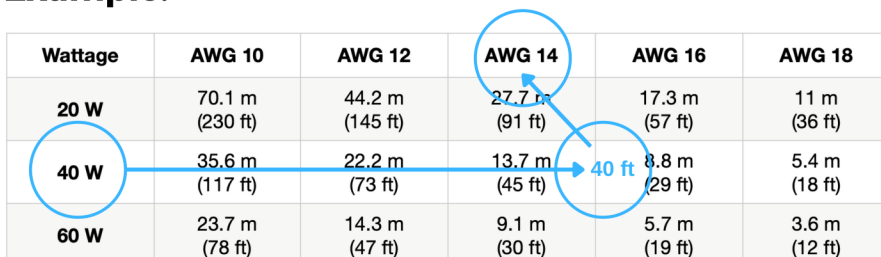
24 VDC Single Color LED Flexisrip

Wattage	AWG 10	AWG 12	AWG 14	AWG 16	AWG 18	AWG 20	AWG 22
20 W	274.3 m (900 ft)	182.8 m (600 ft)	121.9 m (400 ft)	76.2 m (250 ft)	45.7 m (150 ft)	22.8 m (75 ft)	15.2 m (50 ft)
40 W	137.1 m (450 ft)	91.4 m (300 ft)	61 m (200 ft)	36.5 m (120 ft)	21.3 m (70 ft)	13.7 m (45 ft)	9.1 m (30 feet)
60 W	91.4 m (300 ft)	59.4 m (195 ft)	36.5 m (120 ft)	23.1 m (76 ft)	14.6 m (48 ft)	9.1 m (30 ft)	5.8 (19 ft)
80 W	70.1 m (230 ft)	44.2 m (145 ft)	27.4 m (90 ft)	17.3 m (57 ft)	11 m (36 ft)	7 m (23 ft)	4 m (13 ft)
100 W	56 m (184 ft)	35.3 m (116 ft)	22.2 m (73 ft)	14 m (46 ft)	8.8 m (29 ft)	5.7 m (19 ft)	3.3 m (11 ft)

*Calculations are based 8% voltage drop to 22 VDC.

Example:

Wattage	AWG 10	AWG 12	AWG 14	AWG 16	AWG 18
20 W	70.1 m (230 ft)	44.2 m (145 ft)	27.7 m (91 ft)	17.3 m (57 ft)	11 m (36 ft)
40 W	35.6 m (117 ft)	22.2 m (73 ft)	13.7 m (45 ft)	8.8 m (29 ft)	5.4 m (18 ft)
60 W	23.7 m (78 ft)	14.3 m (47 ft)	9.1 m (30 ft)	5.7 m (19 ft)	3.6 m (12 ft)



This voltage drop chart estimates the appropriate wire gauge to use based on power consumption (watts) and distance to the luminary. Use the charts above to identify the recommended wire gauge by finding the intersection of the rounded up wattage of your LED luminary and the distance to your power supply. Note that these charts give an estimation and final calculations must be verified by an engineer or a licensed electrician.

WIRELESS CONTROLLERS

Radio Frequency (RF 2.4 GHz) + Zigbee 3.0 Receivers



SKU:CLS037Z+
PART NAME: RGBW
Zigbee/RF LED Control



SKU:CLS-PA5
PART NAME: 5-Channel
Signal Amplifier 15A

Radio Frequency (RF 2.4 GHz) Remote



SKU: CLSS2W
PART NAME: Touch RGBW
Remote Control



SKU: CLS089
PART NAME: 8-Zone Touch
RGBW Remote Control

ZigBee Protocol



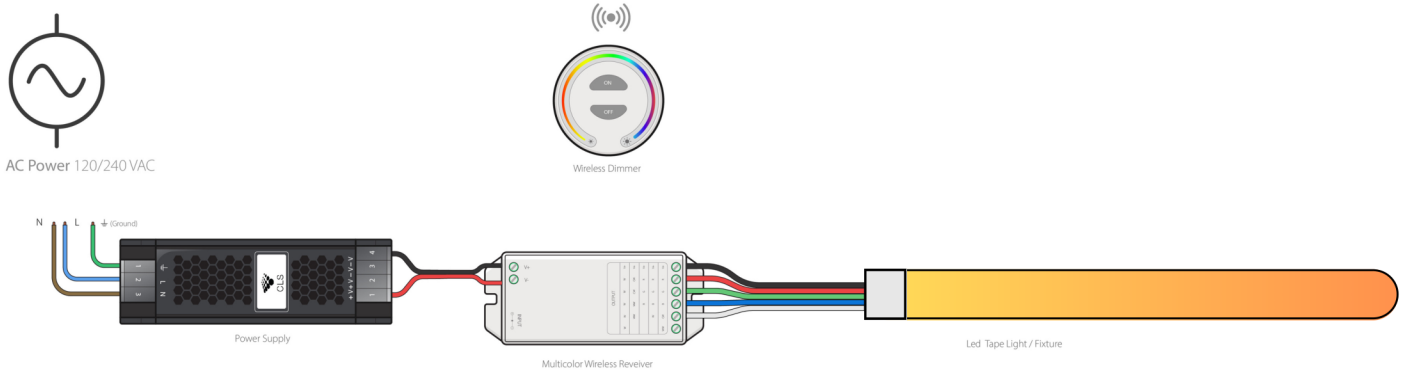
SKU: CLS-CL-GZ
PART NAME:Wired Zigbee
Gateway (128 devices)



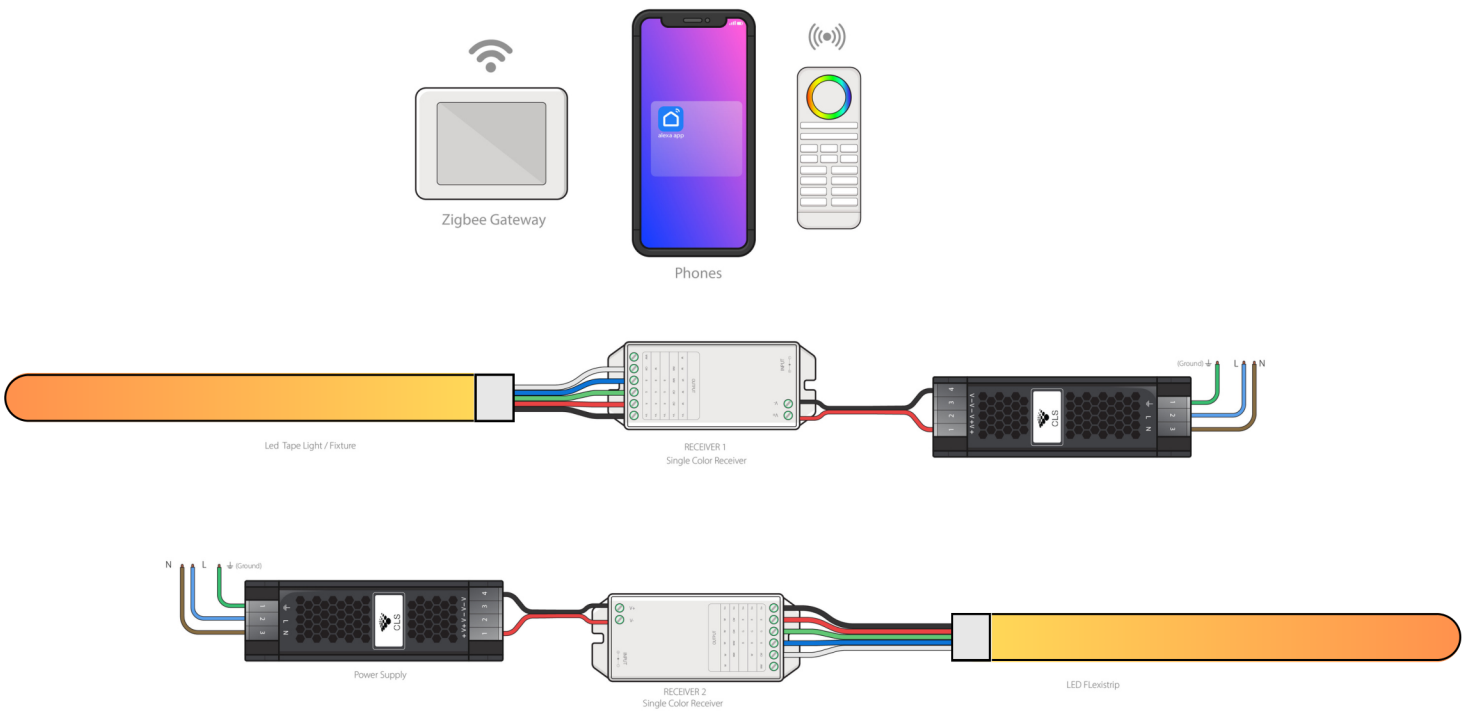
SKU:CLS-CL-GZWL
PART NAME:Wireless Zigbee
Gateway (64 devices)

WIRING DIAGRAMS

Wireless Wireless Remote Configuration

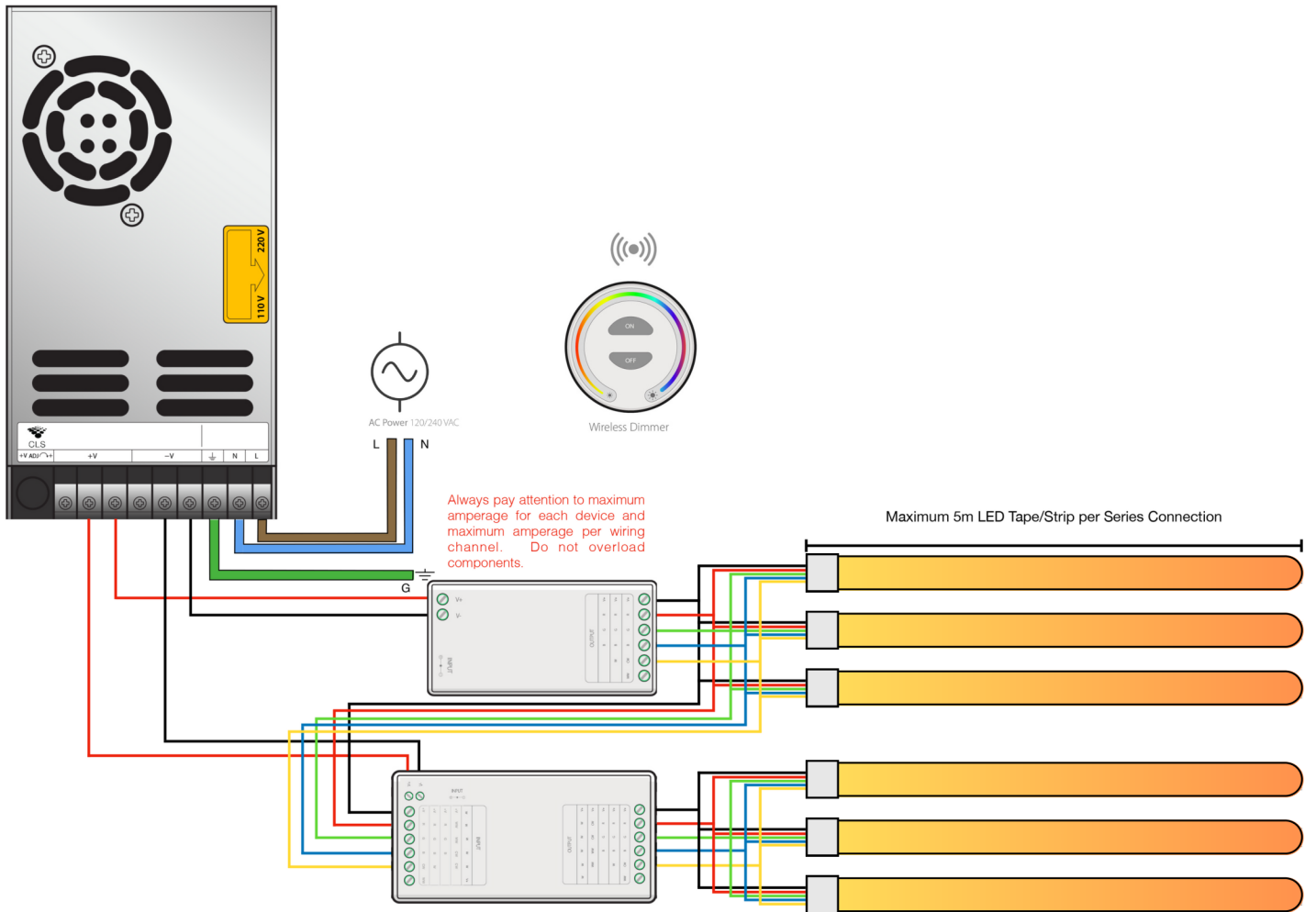


Wireless Multi-Zone Remote Configuration with Zigbee



WIRING DIAGRAMS

Signal Amplifier Configuration with Wireless Remote





Safety & Disclosures

1. Installation must be in accordance with local and national electrical code regulations.
2. To ensure safety and correct installation, our strips are intended to be installed by a qualified, licensed electrician.
3. Only install with a Class 2 DC Constant Voltage LED driver to meet UL requirements. 4. Do not install in an environment where excessive heat may exist.
5. LED strip lights must be handled with care. Excessive handling, bending, and pressure may damage the product, voiding the warranty.
6. Do not secure this product with any kind of staples, nails, or materials that could potentially damage the product in any way. Keep these instructions for future reference.
7. Do not cover this product with any kind of combustible material such as paper, fabrics, etc.
8. Each maximum run requires a dedicated power feed from the driver. Do not extend beyond the recommended maximum run length.
9. Make sure the appropriate gauge wire is installed between the driver, LEDs, and any dimmers. When choosing wire, calculate voltage drop, maximum amperage rating, and the location ratings on the wire. Improper wire selection and installation could overheat wires, and cause fire.
10. Do not modify the product beyond instructions or warranty will be void.
11. We reserve the right to modify and improve the design of our fixtures without prior notice. Although we try our best to order the same colors every time, due to changes in technology and phosphors over time, we cannot guarantee to match existing installed fixtures for subsequent orders or replacements in regards to product appearance, CCT, or lumen output.
12. Do not install product with the majority of the product unsupported. Allowing the product to be suspended or dangling while installing may cause damage to the PCB due to the weight of the strip and/or spool.

Warranty

Caribbean LED Solutions hereby warrants that the products manufactured and/or distributed by us are merchantable and free from defects in material and workmanship and in conformity with standard specifications. The specifications referred to are the individual product guidelines. Materials and components are covered by limited warranty from the date of purchase for a period of three (3) year unless specified in our invoice description.

Our warranty shall not apply to normal wear and tear or in the event products are damaged as a result of misuse, abuse, neglect, accident, improper application, modification or repair and attachments to the product not approved by us. These factors will nullify the warranty:

- Not using a line conditioner or surge protector to connect dimmable LEDs.
- Caribbean LED Solutions will need to confirm this is connection before a warranty is issued.
- Not using voltage regulated supply to connect LEDs product or controls where specified.
- Connecting dimmers to non-dimmable LEDs
- Overloading a power supply.
- Operating LEDs out of specified working hours (Example: Using a residential grade LED in a commercial setting)
- Improper connection of power supplies, LED products or controls.
- Use of product in hot environments with poor ventilation.
- Use of product in enclosed fixtures with poor ventilation.
- Use of Non-wet location LEDs in wet/moist areas.
- Electrical surges or low-voltage.
- Faulty electrical installations.
- Acts of God.

Caribbean LED Solutions Limited shall have the right to inspect any products claimed as a defective product at the buyer's premises, or require the buyer to return the product to us for inspection at our premises.

Our exclusive remedy for a defective product that fails under normal use will be repaired or replaced with a comparable product at no cost for the replacement product.



☎ 868 235 4257 (4LED)

🌐 www.caribbeanledsolutions.com

✉ hello@caribbeanledsolutions.com